

Class 5 (Summer vacation holiday homework)

The Daily Handwriting & Punctuation Goal

(To be done daily in a separate, thin notebook)

- **The Task:** Write **one page** of neat cursive handwriting every day.
- **The Content:** Instead of just copying from a book, challenge yourself to write a short paragraph about a different topic each day. You can write about:
 - A review of a movie or book you just finished.
 - A description of a superpower you wish you had.
 - What you would do if you were the Principal of your school for a day.
 - A recipe for a snack you know how to make.
- **The Goal:** Focus on keeping your writing neat, maintaining uniform letter size, and ensuring your cursive letters connect correctly.

Interdisciplinary Activity

Theme: "The Math & Science of My Favorite Summer Drink"

Take one blank sheet of paper, fold it in half to make a 4-page booklet, and complete these simple steps using **Science, Math, English, and Art**:

Page 1: The Kitchen Art (Art)

- Draw and color a refreshing glass of your favorite summer drink (like lemonade, mango shake, a smoothie, or iced tea).
- Label the ingredients you see in your drawing (e.g., mint leaf, lemon slice, ice cubes).

Page 2: Changing Matter (Science)

- When we make summer drinks, we mix different states of matter together. Fill in this quick science checklist for your drink:
 1. What **Liquid** did you use? (e.g., *Water, Milk*)
 2. What **Solid** did you dissolve into it? (e.g., *Sugar, Salt*)
 3. What **freezing** ingredient did you add? (e.g., *Ice cubes*)
 4. What happens to the ice cubes if you leave the drink out in the sun? (They **melt** into a liquid because of heat).

Page 3: The Recipe Math (Math)

- Write down the recipe measurements to make **1 glass** of your drink (e.g., 1 glass of water, 2 spoons of sugar, 1 lemon).
- Now, imagine **5 friends** are coming over to visit you.
- Multiply your ingredients by 5 to show much you need to make **5 glasses** of your drink.
 - *Water:* 1 glass \times 5 = _____ glasses
 - *Sugar:* 2 spoons \times 5 = _____ spoons
 - *Lemons:* 1 lemon \times 5 = _____ lemons

Page 4: The Advertisement (English & Grammar)

- Create a funny, 3-sentence advertisement convincing your family to buy your delicious summer drink.
- **The Grammar Target:** Look at your advertisement and list:
 - **2 Proper Nouns** (Give your drink a special brand name, like *Super Summer Slurp!*)
 - **2 Determiners** (Words like *this, our, checking, many, the*).

Grammar & Writing Mission

Activity 1: The Noun Treasure Hunt

- **The Task:** Look around your house, neighborhood, or vacation spot. Find and write down examples for the different types of nouns.
- **Instructions:** Create a table in your notebook and find **5 examples** for each of the following categories:
 1. **Proper Nouns:** (e.g., *London, Mr. Davis, Tuesday*)
 2. **Common Nouns:** (e.g., *park, dog, table*)
 3. **Abstract Nouns:** (e.g., *happiness, bravery, patience*)
 4. **Collective Nouns:** (e.g., *a flock of birds, a swarm of bees*)



Bonus Challenge: Write a short, 5-sentence paragraph about a funny dream using at least one noun from each category. Underline them!

Activity 2: The Determiner Detective

- **The Task:** Master the words that clarify nouns! Fill in the blanks in the story below using the correct **determiners** (Articles: *a, an, the* | Demonstratives: *this, that, these, those* | Possessives: *my, your, his, her, our, their* | Quantifiers: *some, many, few, five*).

"Last week, _____ (Possessive) family went to _____ (Article) beach. The sun was hot, and there were _____ (Quantifier) people swimming in the ocean. I found _____ (Article) unusual seashell near the shore. ' _____ (Demonstrative) shell right here is going to be part of my collection!' I shouted to my sister. She was busy building _____ (Possessive) sandcastle. We had _____ (Quantifier) hours of fun before the sun went down."

Activity 3: The Vacation Journal

- **The Task:** Keep a weekly journal. Write **3 entries** over the summer (each entry should be 5–8 sentences long).
- **The Catch:** In each entry, you must highlight:
 -  Circle all the **determiners** you used.
 -  Underline all the **abstract nouns** (feelings/ideas) you expressed.

The Newspaper Vocabulary Quest

- **The Task:** Become a word hunter! Read the newspaper (or a children's news article/magazine) regularly over the break.
- **The Goal:** Find at least **20 new or challenging words** that you don't know the meaning of yet.
- **In your notebook:** Write the word, find its meaning using a dictionary, and write a short sentence of your own using that word.
 - *Example: Enormous* – Very large in size. *Sentence: We saw an enormous elephant at the zoo.*

Revise the syllabus of PT 1 done in the class.

*Creativity

According to your roll numbers, make beautiful models, charts or cutouts of the given topics: Refer your English Practice Book.

- a. Roll no. 1 to 10- Determiners
- b. Roll no. 11 to 12- Comparisons of adjectives
- c. Roll no. 21 to 30- verbs
- d. Roll no. 31 to 40- Adverbs and its types
- e. Roll no. 41 to 51- Types of Sentences

हिंदी

1. अपने रोल नंबर के अनुसार नीचे दिए गए विषय पर सुंदर कटआउटस/मॉडल बनाइए:

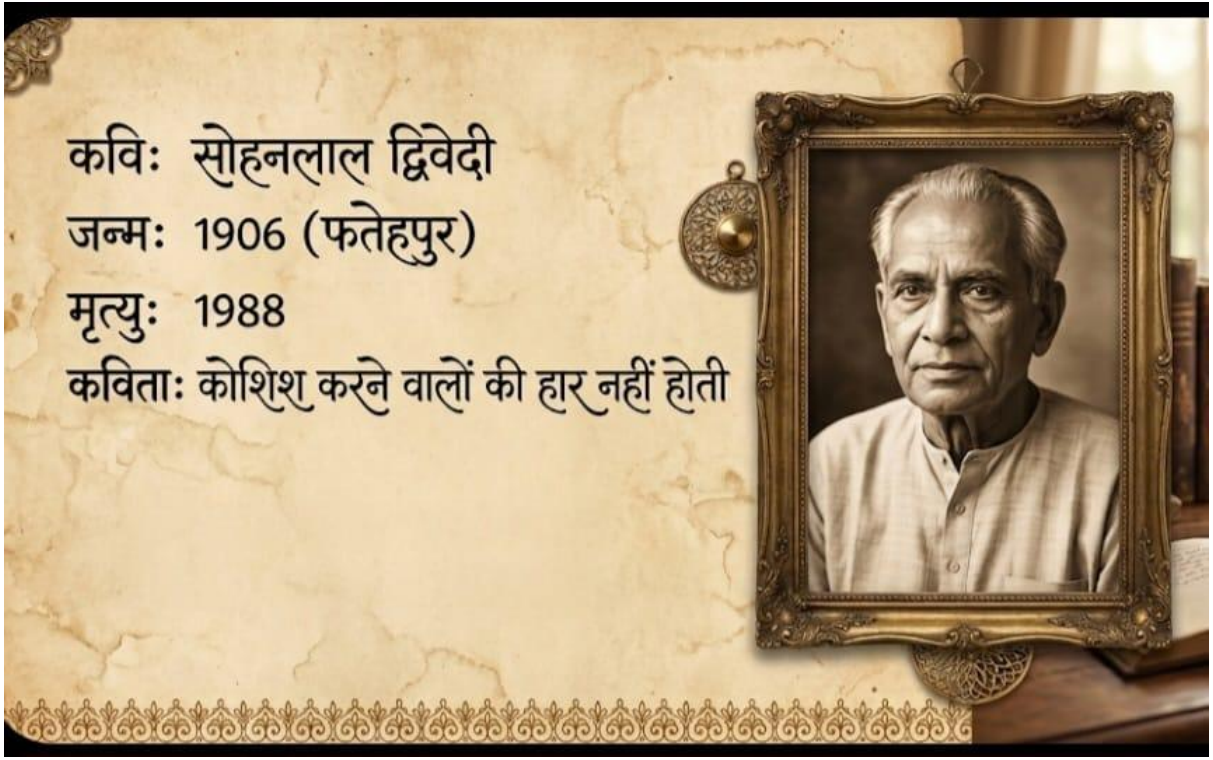
- 1-7 - संज्ञा व उसके भेद
- 7-14- 'र' के विभिन्न रूप
- 15-21 - कारक
- 22-28 - काल व उसके भेद
- 29-36 - उपसर्ग व प्रत्यय
- 37-45 - संयुक्त व्यंजन
- >45- सतत विकास लक्ष्य (SDGS हिंदी में)

2., किसी भी एक उत्पाद (product) पर विज्ञापन निर्माण कीजिए। (A3 size शीट पर)

3. नीचे दिए गए कवियों का चित्र अलग-अलग A3 शीट पर चिपकाकर या बनाकर उनका जीवन परिचय (जन्म, मृत्यु, कविता) लिखिए:

- विजय गुप्त (पेड़)
- डॉक्टर श्री प्रसाद (नदी यहां पर)
- सोहनलाल द्विवेदी (अगर न नभ में बादल होते)
- रामधारी सिंह दिनकर (चांद का कुर्ता)
- सोहनलाल द्विवेदी (कोशिश करने वालों की हार नहीं होती)

उदाहरण:



4. प्रतिदिन एक कहानी पढ़िए व अपने पसंद की एक कहानी को A3 शीट पर अपने शब्दों में लिखिए तथा स्कूल खुलने पर कक्षा में प्रस्तुतीकरण हेतु उससे संबंधित पपेट या मास्क बनाइए।
5. नीचे दिए गए पाठों में से 10-10 संज्ञा शब्द छाँटकर लिखिए व उन्हें नीचे दिए गए टेबल के अनुसार वर्गीकृत करके सही जगह पर लिखिए:
 - पाठ - 3 पेड़
 - पाठ - 5 दो पहलवान
 - पाठ - 6 नदी यहाँ पर

व्यक्तिवाचक	जातिवाचक

6. नीचे दिए गए विषय पर अनुच्छेद लिखिए:
 - मेरा प्रिय ऋतु
 - समय का सदुपयोग
7. नीचे दिए गए विषय पर पत्र लिखिए:
 - अपने दोस्त की कक्षा में प्रथम आने पर उसे बधाई पत्र लिखिए।
 - अपने दोस्त को परीक्षा में कम अंक आने पर एक सुझाव पत्र लिखिए।
8. पाठ 1 से 6 तक का पठन अभ्यास कीजिए। जुलाई में छात्रों के पठन कौशल(reading skill) की जाँच की जाएगी जिसके आधार पर internal assessment के अंक लगाए जाएँगे।

9. नोटबुक में कराए गए PT-1 पाठ्यक्रम की अच्छे से पुनरावृत्ति(revision) कीजिए, स्कूल खुलने पर जुलाई में *PT-1 की परीक्षाएं* होंगी।

SCIENCE

1. Reading and Learning

- * Read and learn Chapter 1 and Chapter 2.
- * Prepare yourself for the upcoming PT–1 Exam.

2. Craft and Model Making

A. Rib Cage Model

- * Make a Rib Cage using craft paper.

B. Chapter 10 – Air

- * Make a model on Composition of Air using an old CD.

C. Chapter 11 – Our Solar System

- * Make a model on Phases of the Moon using Oreo biscuits.

Chapter 3 – Forest (Project Based)

General Instructions

- * Do all the work neatly in the SCIENCE PRACTICAL FILE.

- * Decorate the cover page with drawings or pictures of:

- * Forests

- * Animals

- * Birds

- * Trees

A. Types of Forests

Paste or draw pictures of any 4 types of forests and write 2 lines about each.

B. Forest Products Table

Make a colourful table showing:

- * Things we get from forests

- * Their uses

C. Animals of the Forest

Choose any 5 forest animals and write:

- * Name of the animal

- * Food they eat

- * One interesting fact - (You may also draw or paste pictures)

2. Creative Activities

A. Leaf Collection

Collect and paste 5 different types of leaves and write:

- * Name of the plant/tree

- * Shape of the leaf

- * Colour of the leaf

B. Poster Making

Make one poster on:

“Save Trees, Save Earth”

ROBOTICS – Hands-on Activity

Make a Robot Face using: Paper plates, Bottle caps, Foil paper, Buttons, Coloured sheets.

Mathematics: The Numerical Explorer

Theme	Activity Title	Description	Skills Enhanced
Paired States (EBSB)	The Population Pyramid	Research the 2021/latest population of Delhi and Sikkim. Write these numbers in both Indian and International systems. Calculate the difference between the two populations using the subtraction of large numbers.	Number Systems, Comparison, Large Operations
Mission LIFE	The Decimal Chef	Help your parents in the kitchen. Note down the weights (in kg or grams) of 5 different grocery items (e.g., Rice 5.5 kg, Salt 1.25 kg). Add the total weight and then round off each decimal value to the nearest whole number.	Decimals, Rounding Off, Addition
Computational Thinking	Factors & Multiples Scavenger Hunt	Find objects in your house that come in "multiples" (e.g., a pack of 6 eggs, a set of 4 chairs). Find the HCF (Highest Common Factor) of the number of windows and the number of doors in your house.	HCF/LCM, Logical Analysis

Sustainability	Water Audit	For one week, record the approximate liters of water used by your family for bathing and cleaning. Calculate the Average water usage per day. Create a Tally Mark table to show how many members used more than 50 liters.	Averages, Data Handling
-----------------------	--------------------	--	--------------------------------

NOTE: Learn Tables from 2 to 20 and write it 5 times in A4 sheets of Different colors. Revise brain teasers of Unit 1. Revise Unit 1 and 2(WORKSHEETS DONE IN CLASS) for PT 1.

Understanding "Algorithm" (For Class 5)

An algorithm is simply a **step-by-step list of instructions** to complete a task. Think of it as a recipe for a cake or the steps you take to tie your shoelaces. If the steps are in the wrong order, the result won't be right!

ICT : The "Unplugged" Tech Explorer

To be completed on A4 sheets.

Topic	Activity Title	Description	Logic Skill
Artificial Intelligence	The Smart Machine Hunt	Look for "Smart Machines" in your neighborhood (e.g., an ATM, a traffic light that changes on its own, or a shop's automatic door). Draw one and write 2 lines on how it "thinks" differently from a normal machine.	AI Awareness

<p>Algorithms</p>	<p>The Human Robot</p>	<p>Imagine your younger sibling is a Robot who doesn't know how to make a paper airplane. Write a list of 10 exact steps (an algorithm) for them to follow. Test it: Read your steps to someone; if they get stuck, your "code" has a bug!</p>	<p>Algorithmic Thinking</p>
<p>Computational Thinking</p>	<p>Nature's Patterns</p>	<p>Find 3 different types of leaves or flowers. Draw them and identify a pattern (e.g., "The veins always move outward" or "It has 5 petals"). Patterns are how computers solve big problems quickly!</p>	<p>Pattern Recognition</p>
<p>Sustainability (Mission LiFE)</p>	<p>The De-composition Challenge</p>	<p>"Decomposition" in coding means breaking a big problem into small pieces. Choose one big task: "Cleaning my entire room." Break it down into 5 tiny, manageable steps so a computer could understand it.</p>	<p>Decomposition</p>
<p>Cyber Safety</p>	<p>The Shield of Trust</p>	<p>On a full page, draw a</p>	<p>Cyber Ethics</p>

		"Shield." Inside the shield, write 3 rules for "Netiquettes" (Good manners online), such as: 1. Be kind to others, 2. Ask parents before clicking, 3. Keep passwords secret.	
--	--	--	--

Art & Drawing

(Do Page no 1-10 in step by step)

1. Draw and colour a Village or Market Scene (on A4 size sheet)
2. Make a poster on "Save Environment"(on A4 size sheet)
3. Best out of waste wall hanging
4. Pencil shading of natural objects(on A4 size sheet)
5. Paper collage using old magazines (on A4 size sheet)
6. Folk art drawing (Madhubani/Warli)
7. Paper flowers (4-4)

This Social Science holiday homework for Class 5 is designed to be concise and space-efficient, integrating the **CBSE 2026 theme of Computational Thinking, Mission LiFE (Sustainability)**, and the **Art-Integrated pairing of Delhi and Sikkim**.

Social Science: The Global Citizen's Portfolio

Theme	Activity Title	Instructions	Learning Goal
Art-Integrated (EBSB)	The Heritage Duo	Choose one monument from Delhi (e.g.,	Appreciating Regional Diversity (Ch-8, 9)

		Humayun's Tomb) and one from Sikkim (e.g., Rumtek Monastery). Draw or paste their pictures. Compare them based on: 1. Material used, 2. Architectural style, 3. Significance.	
Computational Thinking	Migration Flowchart	Interview your grandparents or parents about their migration history (e.g., moving from a village to a city). Create a Logic Flowchart showing the "Causes" (Why they moved) and "Effects" (Changes in lifestyle).	Understanding Human Migration (Ch-2)
Mission LiFE (Sustainability)	The Green Community Audit	Visit your local park or colony center. Observe the "Community Services" available. List 3 ways they are practicing sustainability (e.g., Solar lights, Rainwater harvesting, or Dustbins for segregation). Write a 5-line report.	Community Services & Environment (Ch-5)

Artificial Intelligence	Jobs of the Future	Research how AI and Robots are changing traditional occupations (e.g., Farming with drones, AI in hospitals). Create a "Before vs. After" table for any one occupation of your choice.	Changing Trends in Occupations (Ch-7)
Mapping Skills	The Grid Master	On a physical map of India, locate and label: 1. Delhi, 2. Sikkim, 3. The neighboring countries of India. Use a "Grid System" (Latitudes/Longitudes) to describe their approximate position.	Mapping India & Neighbors (Ch-10, 13)

Project Work: The "Eco-Sikkim" Travel Brochure

- **Task:** Create a tri-fold brochure promoting **Sikkim** as a sustainable travel destination.
- **Include:** Traditional food (Momo/Thukpa), Traditional Dress (Bakhu), and a "Sustainable Travel Checklist" for tourists (e.g., Use cloth bags, no plastic bottles).
- **Constraint:** Use only recycled paper or old magazines for decoration to align with **Mission LiFE**.

Submission Guidelines:

1. **Compact Presentation:** Use both sides of the paper to save space.
2. **Format:** Maintain the tabular structure for the activities to keep the work organized and easy to read.
3. **Digital Option:** The "Jobs of the Future" table can be created as a single-page document in **OpenOffice Writer** using the "Insert Table" feature.

Sanskrit

सारा कार्य A 3 साइज़ शीट पर करना है और रंगों और सामान से सजाकर सुंदर बनाना है।

- * मम परिवार: — परिवार वृक्ष बनाकर(फोटो चिपकाकर) सदस्यों के नाम संस्कृत में लिखिए।
- * फलानि — फलों के चित्र चिपकाकर उनके संस्कृत में नाम लिखिए।
- * वन्य पशव: — किसी भी 5 पशुओं के चित्र बनाकर उनके संस्कृत में नाम लिखिए।
- * संस्कृत वर्णमाला — स्वर एवं व्यञ्जनों का सुंदर लेखन करके रंगीन चार्ट बनाइए।